


MIL-DTL-83513 Micro-D Plastic Connectors

R04 Series Microminiature Rectangular Connector



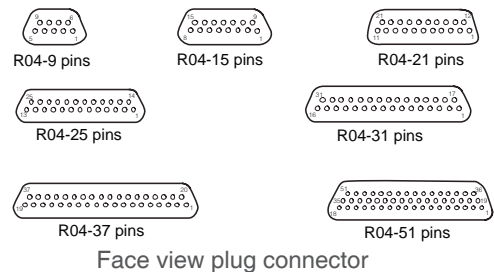
Introduction

- Micro-D connectors
- Twist pin contact, high density interconnection
- Plastic connectors, raw material: PPS or PBT
PPS-15% Glass filled polyphenylene sulfide
PBT-20% Glass filled polybutylene terephthalate
- Contacts:BeCu,gold over nickel plating
- Gold thickness:1.27micron minimum)
- Termination style:
Crimp,solder cup,straight to PCB,riht angle to PCB
- The sectional area of cable:0.1mm²~0.15mm²,0.07mm²
- Meet MIL-DTL-83513

Specification

- Environment temperature: -55°C~125°C
- Vibration: 10Hz~2000Hz, 196m/s²
- Random vibration: Power spectrum density 0.4G²/Hz
root mean square value of total acceleration 23.1G
- Shock: 735m/s² 11ms
- Rated current: 3A
- Contact resistance: ≤10mΩ
- Insulation resistance: ≥5000 MΩ
- Dielectric strength: 800V
- Durability: 500 times

Contact arrangements



How To Order

Sample part number **R04 -25 PI S K03**

Series:

R04—Series of Sunkye,plastic shell

Contact number:

9, 15, 21, 25, 31, 37, 51ins

Contact type :

PI—pin in plug RH—socket in receptacle





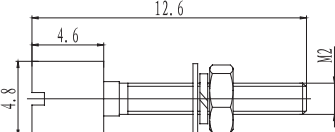


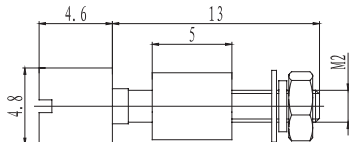


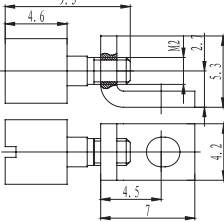


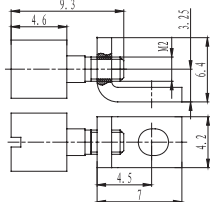


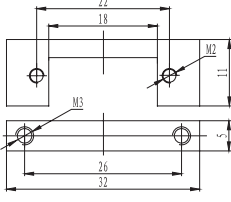


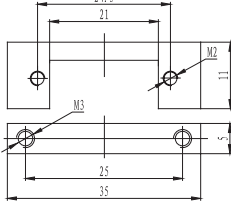
Termination style:

Blank—crimp contact J—solder cup
 S—straight to PCB,the column spacing of tail is 2.54mm
 S1—straight to PCB, the net grid spacing of tail is 2.54 X 2.54mm
 F—right angle to PCB, the net grid spacing of tail is 2.54X2.54mm
 FJ—right angle to PCB, the net grid spacing of tail is 1.27 X 2.54mm
 FM—right angle to PCB and surface mounting,only for middle locking connectors

Accessories:

blank—without, more information please see page2

R04 Series Accessories

Type	Before assembling	Assembly Picture	Outerline Dimension	Feature and Matching Accessories
K01			Standard Accessories	<ol style="list-style-type: none"> 1. Screw post size:M2*6 2. Matching Accessories: K02, K03
K02				<ol style="list-style-type: none"> 1. Just suitable for front panel mountin 2. Matching Accessories : K01
K03				<ol style="list-style-type: none"> 1. Suitable for straight to pcb type connectors and pcb thickness not over 2.5mm. 2. Matching Accessories: K01
K04				<ol style="list-style-type: none"> 1. Suitable for R04-9, 15, 21 25, 31, 37PIF/PIFJ/ RHF/RHFJ 2. Matching Accessories: K01
K05				<ol style="list-style-type: none"> 1. Suitable for R04-51PIF/ PIFJ/ RHF/ RHFJ 2. Matching Accessories: K01
K06				<ol style="list-style-type: none"> 1. Suitable for R04-9, 15, 21 25, 31, 37PIF/PIFJ/ RHF/RHFJ 2. K06 include K01 locking screw post, but didn't show in the drawing
K07				<ol style="list-style-type: none"> 1. Suitable for R04-51PIF/ PIF-J/ RHF/ RHF-J 2. K07 include K01 locking screw post, but didn't show in the drawing

Note:All dimensions in mm